

FRAMEWORK



Crestline®



Versatile and flexible.


Framework is a modular system that consists of interconnected frames and connectors that can be arranged and configured in various ways to create modular zoning dividers, media walls, storage units, display walls, plant walls, shelving and more. The system is designed to be versatile and adaptable, allowing users to create unique configurations that suit their specific needs and preferences.

Box Wall

Create separate activity spaces within your workplace with the effortlessly stylish addition of Crestline's Framework Box Wall storage unit.



S - White



L - White



M - Black




XL - Black



400 Shelf Wall


400 Shelf Wall is a stylish and functional addition to any office space, with cube framing and staggered shelves for display and storage of books, magazines, and other decor items.



S - White



L - White



M - Black



XL - Black

Plant Wall

A variation of the 400 Shelf Wall, the Plant Wall can create a stunning display of greenery while maximising vertical space. The floating shelves with inset plant pots can be used to showcase a variety of plants, creating a visually appealing and space-saving display while also acting as a space-divider.



S - White



M - Black



L - White




XL - Black

800 Shelf Wall


800 Shelf Wall is a stylish and functional addition to any office space, with wider shelves for expanded display and storage of books, magazines, and other decor items.




S - White



L - White



M - Black




XL - Black

Desk-end Storage

With cupboards below and floating plant shelves above, The Desk-end Storage units are a practical and aesthetically pleasing addition to any workspace.



XS - 1225h - White



XS with Plants - 1625h - White



XS with Plants - 1225h - White



S - 1225h - Black

Desk-end Storage

The units allow for efficient organisation and storage of office supplies, documents, and personal items, within reach on the shelves, or concealed in the cupboards below.

The floating plant shelves above add a touch of greenery and visual interest to the space.



S - 1225h - White



S with Plants - 1625h - Black



Storage & Plant Wall

Storage & Plant Wall units provide a versatile and stylish solution for organising office supplies and displaying decorative items. The cupboards below offer concealed storage for files, stationery, and other office essentials, while the shelves create a visually appealing space for showcasing plants, books, or decorative objects.



XS - White




S - Black



L - White



M - White



XL - Black

Storage & Box Wall

Storage & Box Wall includes the same cupboards below while also providing additional visual privacy between spaces with a combination of closed-in boxes and shelves.

This combination of storage and display elements helps maximise space and add a touch of sophistication to the office environment.




S - White



L - White



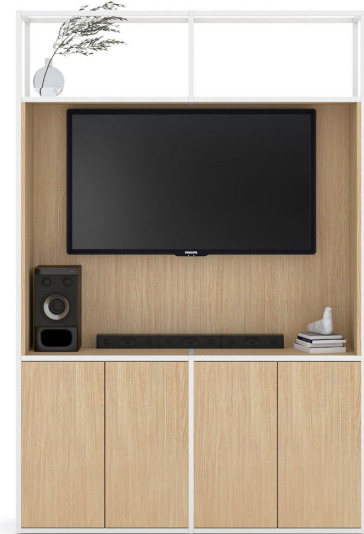
M - Black



XL - Black

Media Wall

Framework Media Wall features a design that combines storage and display for a TV screen with a surround and shelf for speakers and other media equipment. Steel cube framing adds a modern and industrial touch to the unit. Equipped with a false back and cable management through the cupboards, allowing for hidden cabling to the TV.



S - White



L - Black



Collab Wall


The Collab Wall provides an informal space to facilitate collaborative activities by combining storage with the option to connect whiteboards, making it suitable for training sessions, standup meetings and other collaborative work environments. Whiteboards connect magnetically for easily rearranging the setting.




S - White




M - Black



L - Black



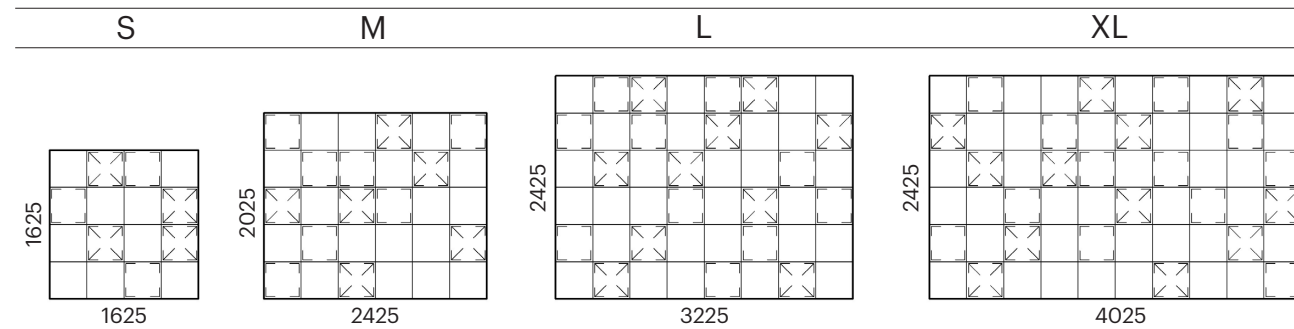


Specifications

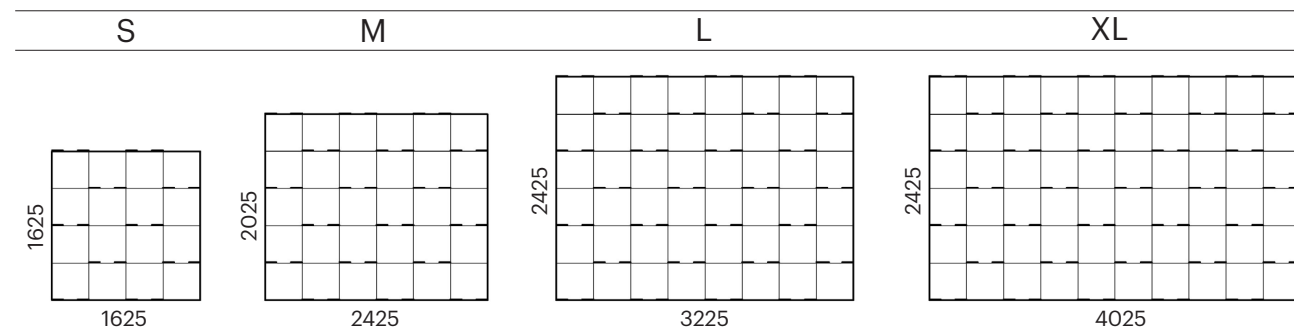
DIMENSIONS

(Example Settings)

Box Wall



400 Shelf Wall

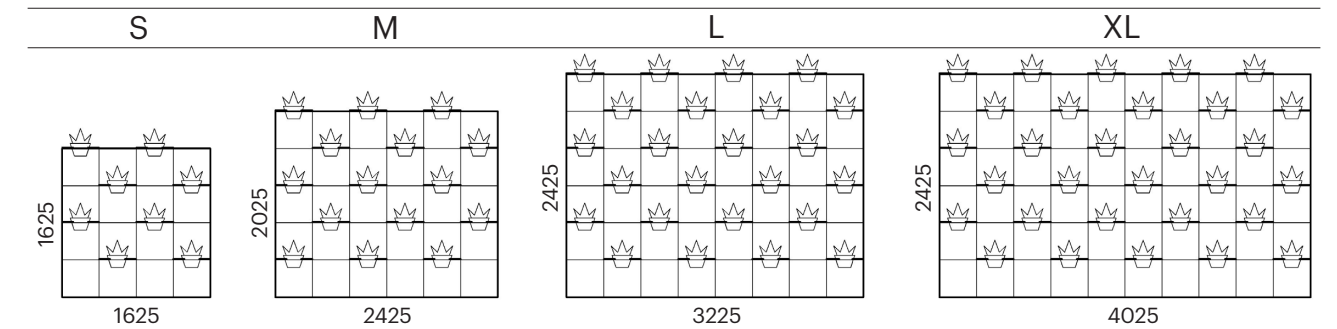


Specifications

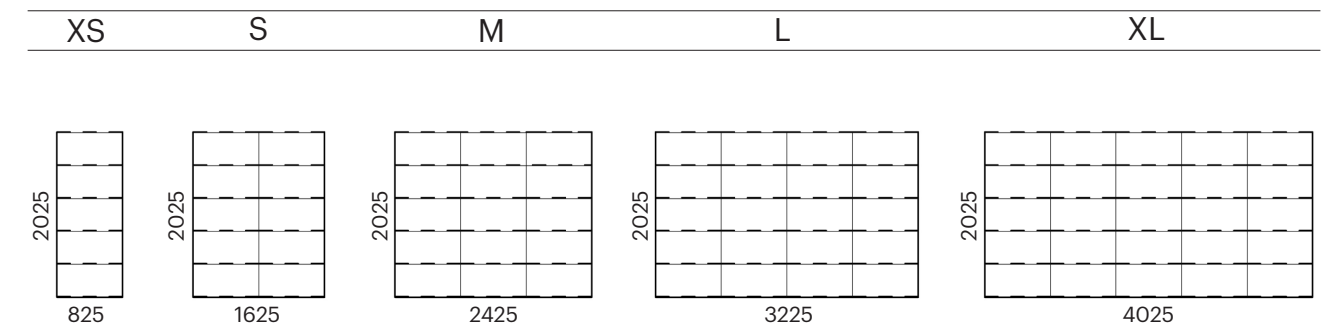
DIMENSIONS

(Example Settings)

Plant Wall



800 Shelf Wall



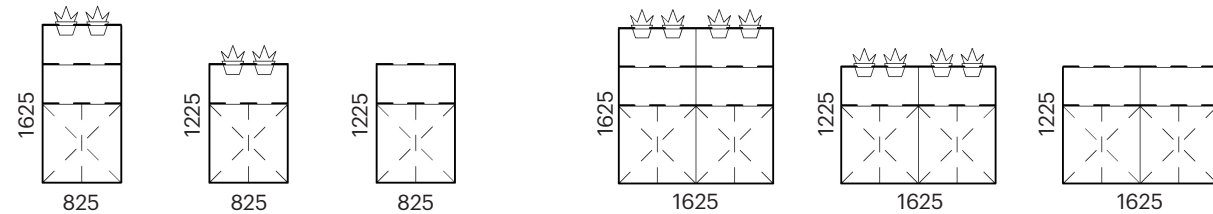
Specifications

DIMENSIONS

(Example Settings)

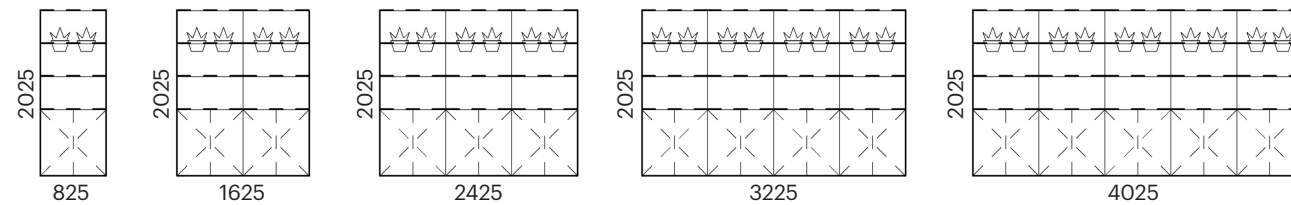
Desk End Storage

XS S



Storage & Plant Wall

XS S M L XL



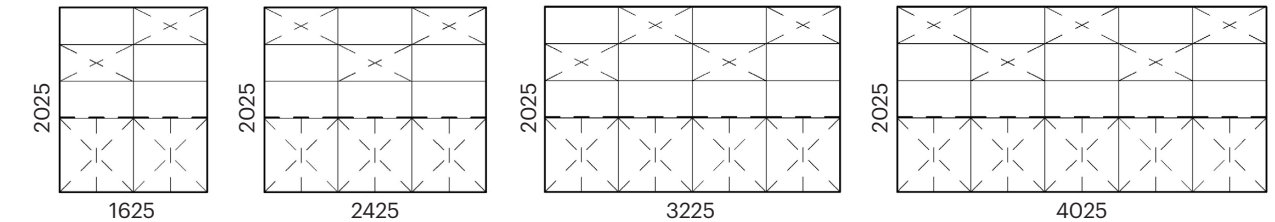
Specifications

DIMENSIONS

(Example Settings)

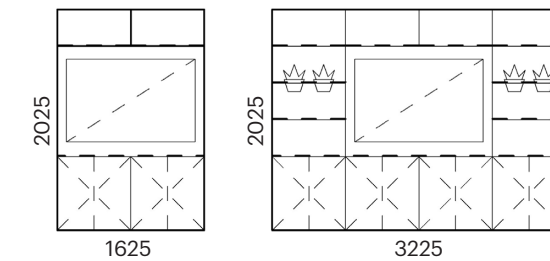
Storage & Box Wall

S M L XL



Media Wall

S L

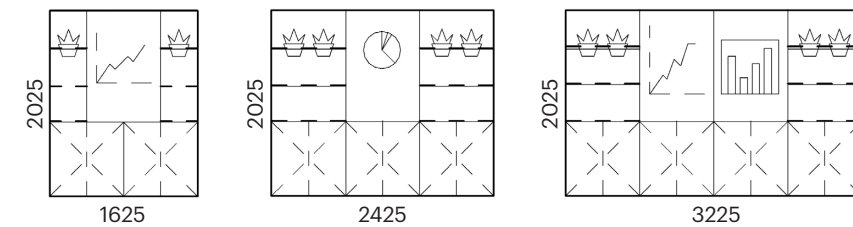



Specifications

DIMENSIONS

(Example Settings)

Collab Wall



OTHER

Reconfigurability:

Framework is a kit of parts that can be added to or modified over time.

Component sizes:

Upright Frames: 425x425, 425x825, 425x1225, 425x1625,
425x2025, 425x2425, 625x1825, 625x2425
Cross beams: 375, 575, 775, 1175

Finishes:

Boxes/Shelves/Cupboards: Any melamine or timber/timber veneer
Frame: Black or White Powdercoat
Plant pots: Black or White

Warranty:

10 Year Warranty

Lead Time:

6-10 weeks



Workspaces so good you'll look forward to Monday mornings.

The relationships people have with the office is fundamentally changing. How, where and when people work is no longer uniform. Nor are our solutions. We believe in the power of creating engaging spaces and furniture, so inspired and productive teams look forward to coming to work on Monday mornings.

For over 30 years Crestline has been helping design office spaces for companies who want more. More options, more flexibility, more design. Over the next 30 years we want to see NZ furniture design celebrated on the world stage, ethically, sustainably and joyfully.

Crestline; look forward to Monday mornings.



WAIKATO/BAY OF PLENTY

+64 7 855 9932
info@crestline.co.nz

AUCKLAND

+64 9 257 5015
info@crestline.co.nz

WELLINGTON

+64 4 333 1689
info@crestline.co.nz

Crestline