

Crestline™

T50 Series



Working together.



The T50 Series began with you; how you sit, move, work, adjust and recline. It moves naturally with you, keeps you supported in every position and comfortable throughout the day.

You shaped its design.

Individual day-long comfort. Whatever your shape and size, the T50 series will adjust for the perfect fit, for exceptional support, all day every day.

Leading experts in health and sports science now confirm that the traditional ergonomic concept of a fixed 'correct' sitting position is flawed and that our bodies and minds work best when in motion. Movement increases blood and oxygen flow, reducing fatigue and musculoskeletal discomfort and keeping your mind more focused.

High performance ergonomics

The advanced 3-pivot synchronous mechanism with its adjustable tensioning allows you to move effortlessly while keeping a healthy posture. The innovative tilt-limiter provides dynamic support while allowing free movement within a selected tilt range.


The T50's elegant S-line back is designed to replicate the natural curve of the human spine. The structural tension of the mesh back provides firm comfortable support without pressure points. The optional adjustable lumbar pad provides extra support if required.

You can enjoy a fully customised fit. The variable-length seat and multi-position armrests configure to suit any task. Complete the picture with the optional headrest.

Intuitive controls are easily reached from the sitting position and feature Braille markings.

Temperature regulation

The T50's breathable mesh back allows air to circulate, releasing excess body heat to ensure comfortable sitting for extended periods. The optional fabric jacket combines enhanced comfort with a lower level of temperature regulation.



One of the world's most popular ergonomic chairs.



1/1.3

A chair sold somewhere in the world every 1.3mins in 2018 - totalling over 400,000 chairs.

62

countries and 111 dealers

222

If you stacked up all the chairs sold since its launch, they would be 222 times the height of Mt Everest.

30,000+

chairs in use throughout NZ - major users include Datacom, PwC, Uber, Lion Brewery, Bauer Media, Christchurch City Council.

1,600,000

chairs sold in 10 years since its launch

6

international design awards



07' Good Design Award



07' Australian Design Award



07' Korea Industrial Design Award



08' Ergonomic Design Award



08' Japanese Good Design Award



08' Pin Up Design Award

Coordinate your space.

Ergonomics and technology. Style expressed in a slender profile and a totally co-ordinated look. From executive offices to general office space, to meeting rooms and boardrooms, T50 offers a cohesive, coordinated look right through your organisation, with a variety of frame styles, finishes and specifications to suit any environment.



T50 White Series
White Base, Arms



T503 Meeting Swivel
Black Frame



T501 Meeting Cantilever
Black Frame



T50
Black Base, No Arms



T50
Black Base, Arms



T50
Polished Base, Arms



T50 Premier
Polished Base, Mesh Back, Leather Seat, Neck Support & Arm pads



No compromise.

T51 - A high performance chair befitting the status of a high performing executive.

Featuring the same advanced ergonomics found in the rest of the T50/T51 range, the Premier series adds the comfort and style afforded by fine, precision stitched Italian leather upholstery.

The T51 takes ergonomics to yet another level. This unique variable-geometry ergonomic lumbar support allows you to adjust the backrest curvature, with the entire back gently altering shape to conform to your individual profile.

Stylish and with elegant understatement, the T51 Premier series is the perfect choice for executive and boardroom suites. Standard features include a fully adjustable headrest and polished alloy components for that extra touch of class.

Don't accept anything less.

Coordinated meeting room style.



This is the place to showcase your company, where your valued clients feel appreciated, where the important deals are made and the strategies formulated. T50 meeting chairs provide flair for an upmarket ambience and comfort for as long as you need it.

- T501 cantilever bases complement your decor in powdercoat or polished chrome finish.
- T503 swivel models may be fitted with castors or glides.
- Glide bases feature an optional auto-return function. When the user leaves the chair, it automatically returns to the preset position and height, leaving the boardroom neat and orderly each time, ready for the next meeting.

Environmental responsibility.

Purchase Sidiz seating with peace of mind, knowing that environmental consideration has guided the design process from its inception.

Designed and manufactured to have minimal impact on both the social and physical environment, the T50 series embodies an uncompromising approach to environmental integrity. The T50 series is designed for extended lifecycle, with most components easily replaced on-site with minimal tools. At the end of their long life expectancy, we will take the chairs back for refurbishment or recycling.

A leader in eco-design, Sidiz has developed finishing and upholstery methods which eliminate the use of adhesives and tacks, making refurbishment and recycling easier. Where adhesives are required, non-toxic water based products are used.

Further reduction of environmental impact is achieved through initiatives such as minimising the use of chromium plating, reducing shipping volumes through space efficient KD packaging and ensuring packaging materials are recyclable. Virtually the entire chair is produced in-house, with very few components freighted in from other sources, further reducing carbon footprint.

By using state-of-the-art robotic technology, Sidiz is at the forefront of manufacturing processes, with high efficiency production reducing the overall energy input. This proprietary automation process produces consistently perfect products, minimising wastage and allowing seamless transition from raw materials to the finished product.

The Sidiz factory has ISO 14001 environmental certification and the T50 series chairs carry the Korea eco-label. This an internationally recognised certification by KOECO, a member of the Global Ecolabeling Network (GEN).

T50 is manufactured with a class leading 79% recycled material content* and is 92% recyclable*.

***Content by weight based on T50 task chair fitted with aluminium base.**

Sustainability.

- ISO 14001
- AFRDI Green Tick Level B/Gold – GBCA Level A recognition



Long-term durability.

T50 series chairs are manufactured in a highly automated factory under ISO 9001 quality assurance and are tested to meet or exceed the requirements of the Office Chair Standards DIN EN 1335-3, ANSI-BIFMA x 5.1 and other international office chair standards.

Warranty

All structural elements are warranted to be free of defects or faulty workmanship for a period of 10 years. Standard fabrics are warranted for 5 years.



Sidiz chairs are tested to meet or exceed the requirements of the Office Chair Standards DIN EN 1335-3, ANSI-BIFMA x 5.1 and other international office chair standards.



Models, functions & materials.

	T51 Premier	T50 Standard	T50 Premier	T503 Chair	T501 Chair
Five star base/frame					
Black base and pivot arm	○	●	○	●	○
Polished aluminium base & pivot arm	●	●	●	●	○
50mm black urethane castors	○	○	○	●	○
60mm silver finish castors	●	●	●	●	○
60mm silver finish spoked castors	●	●	●	●	○
Cantilever frame – anthracite	○	○	○	○	●
Cantilever frame – chrome finish	○	○	○	○	●
Seat and back					
Fabric seat	○	●	○	●	●
Leather seat	●	○	●	●	●
Upholstered fabric back	○	○	○	○	○
Upholstered leather back	●	○	○	○	○
Polyester mesh back	○	●	●	●	●
Fabric back topper	○	●	○	○	○
Adjustable headrest	●	●	●	○	○
Adjustable seat depth	●	●	●	○	○
Adjustable seat angle	●	●	●	○	○
Removable seat cover	●	●	●	○	○
Features/functions					
Kinetic synchron tilt mechanism	●	●	●	○	○
3-D adjustable arms	●	●	●	○	○
No arms	○	●	○	○	○
High 'S-Line' backrest	●	●	●	○	○
Adjustable lumbar support	●	●	●	○	○
Mid height backrest	○	○	○	●	●
Gas lift swivel - non tilt	○	○	○	●	○
Gas lift swivel with auto return	○	○	○	●	○
Fixed height swivel	○	○	○	●	○
Fixed arms	○	○	○	●	●

● Standard Feature ● Optional Feature ○ Unavailable



Design & function.

Adjustable Seat



Adjustable seat features seat depth adjustment allowing the chair to accommodate all upper leg lengths. The ideal depth is 2-3 finger widths between the seat front and back of legs.

Adjustable seat angle allows the seat to tilt forward to relieve pressure on the front of the legs.

Seat cushion & covers



The seat cushion is made up of dual density moulded seat foam with a layer of memory foam for extra comfort.

Removable seat covers facilitate cleaning, customisation of fabrics and replacement.

Armrests




High performance, three dimensional arms with height, depth and pivot adjustability. With current international research highlighting the role of correctly adjusted arm-rests in greatly reducing stress and fatigue in the shoulders and neck, the use of fully adjustable arms is recommended. They can be set to the optimum comfortable position or pushed back to avoid contact with the edge of the desk.

Infinite Tension Adjustment



The 3 point synchro mechanism provides a very natural tilt function, providing excellent support in any position. Release the locking lever on the left hand side of the chair and pull the winder out on the right hand side of the seat. Wind forward for more tilt tension and back for less. Find the perfect balance when it gently and naturally moves when you do.


Back



T50 standard back is black double raschel mesh. Optional coloured mesh back.

The support and breathability of the mesh provides extraordinary comfort without pressure points as it moulds to your shape.

Lumbar Support



To give additional support, the T50 offers the option of lumbar support with 2-way adjustability of height and depth.

Neck Support



The optional neck support is adjustable for height and angle, providing neck support during extended periods of sitting. This helps to alleviate muscle tension in the neck and shoulders.

Castors



65mm black urethane castors as standard. These large castors facilitate easy movement.

Workspaces so good you'll look forward to Monday Mornings.

0508 993 993

**Hamilton
HQ & Showroom**
19 The Boulevard
Te Rapa, Hamilton
New Zealand
+64 7 855 9932

**Auckland
Studio**
106 St Georges Bay Rd
Parnell, Auckland 1052
New Zealand
+64 9 257 5015

**Wellington
Showroom**
14 Allen St
Te Aro, Wellington 6011
New Zealand
+64 3 333 1689

Crestline™