



Designed by Simon Pengelly, UNNIA is a collection of versatile chairs conceived from the idea to combine seats, backrests and frames of different colours and materials to achieve endless customised combinations. Further expanding the possibilities of use, the collection offers chairs with a range of bases and frames that increase customisation options and allow a broad spectrum of use in all kinds of spaces, contexts and decorative styles. The plastic seats and backrests are available in twelve colours that can be combined or upholstered in INCLASS sample card fabrics and leathers or with fabric supplied or specified by the customer. The result is a collection of versatile and highly customisable chairs with a refined, elegant and essential design.

#### DESIGNER: Simon Pengelly



Simon Pengelly was born in Henley in the UK in 1967. When he was eight he started making furniture in his father's furniture workshop and won a prize for cabinetmaking at the age of 15. He went on to study at Rycotewood College and Kingston Polytechnic. Pengelly started his professional career as a designer at Conran Design Group. Moving on to Habitat's design team in 1990 and later coordinating the design and development of their furniture range as a freelancer in the late 90's. Pengelly set up his London based studio in 1993 and the studio now works for renowned firms in the UK, Spain, Italy, Holland, Scandinavia and the United States. Pengelly's understanding of how people use and relate to the objects around them and his affinity with materials and manufacturing processes, combined with a passionate desire to create production furniture with 'soul', has resulted in award-winning furniture that contains a wonderful mix of understated design, timeless spirit and clever engineering.

## PLASTIC SEATS AND BACKRESTS

**Composition:** Polypropylene reinforced with fiberglass

**Finishes:** B00, M56, M82, P70, L31, R34, O25, Y62, V12, V16, B40, V18, B36, B44, G42, W01.

For special projects other colours can be produced. The separate seats and backrests allow for chairs to be made up of one colour or with combinations of two different colours.

A dedicated sample card is available to see the plastic colours and the possible combinations.

## UPHOLSTERED SEATS

**Foam:** High resilience flexible polyurethane foam CMHR. Thickness is 15mm and foam density is 35 kg/m<sup>3</sup>.

**Upholstery:** Available in any of the leathers or fabrics of the INCLASS swatch cards and also with fabrics supplied or specified by the customer. The separate seats and backrests allow for to be upholstered with one fabric or with combinations of two different fabrics.



## PLASTIC COLOURS



## FRAME VERSIONS

### 4 legs chair:

Ø16x2mm steel tube frame

**Finishes:** Available in thermoset polyester powder coating in any of the colours of the INCLASS swatch cards or in chrome.

**Glides:** Standard plastic glides for floor protection are included. Plastic glides with felt surface, recommended for hard and delicate surfaces, are available upon request.

**Stackability:** 10 chairs on floor and 20 on dolly.

### 4 legs armchair:

Ø16x2mm steel tube frame

**Finishes:** Available in thermoset polyester powder coating in any of the colours of the INCLASS swatch cards or in chrome.

**Glides:** Standard plastic glides for floor protection are included. Plastic glides with felt surface, recommended for hard and delicate surfaces, are available upon request.

**Stackability:** 6 armchairs on floor and 10 on dolly.

### Rod sled chair:

12mm solid steel rod frame.

**Finishes:** Available in thermoset polyester powder coating in any of the colours of the INCLASS swatch cards or in chrome.

**Glides:** Standard plastic glides for floor protection are included. Plastic glides with felt surface, recommended for hard and delicate surfaces, are available upon request.

**Stackability:** 10 chairs on floor and 20 on dolly.

### Rod sled base armchair:

The structure is manufactured with 12mm and 14mm solid steel rod. The armrest are made with polypropylene in B00, W01 or G42 color.

**Finishes:** Coated in heat-hardened polyester powder paint in any of the colours of the INCLASS metallic finishes chart or in chrome.

**Pads:** Includes standard plastic pads in contact with the floor. Optionally they can be fitted with pads with a felt surface, suitable for hard and delicate surfaces.

**Stackability:** 10 on the floor and 20 on a trolley.

### 4 spoke swivel base:

The spokes are made of 18mm steel rod.

**Finishes:** Available in thermoset polyester powder coating in any of the colours of the INCLASS swatch cards or in chrome.

**Glides:** Standard plastic adjustable glides for floor protection are included.

### 5 spoke swivel base with casters:

The spokes are made of 18mm steel rod.

**Finishes:** Available in thermoset polyester powder coating in any of the colours of the INCLASS swatch cards or in chrome.

The base has casters with double soft tread.

### 4 spokes aluminium swivel base:

Swivel base made from cast aluminium alloy. Fitted with fixed felt pads in contact with the floor.

**Finishes:** Available in a polished finish or coated in heat-hardened polyester paint in black or white.

### 5 spokes aluminium swivel base with casters and gas:

Swivel base made cast aluminium alloy. Fitted with a gas-operated elevation column and soft-tread 65mm castors.

**Finishes:** Available in a polished finish or coated in heat-hardened polyester paint in black or white.

### Wooden swivel base:

The base is made with an inner steel structure and oak wood spokes coated in a natural, walnut or wenge varnish.

Optionally they can be lacquered in black, white or in any optional colour from the INCLASS chart.

**Pads:** Includes pads with a felt surface, suitable for hard and delicate surfaces.








### Stool with rod foot:





The structure is made from 12mm solid steel rod. The stools are produced in two heights of 75cm and 65cm.

**Finishes:** With thermosetting polyester paint in any of the colours of the INCLASS metallic finishes chart or in chrome.

**Pads:** Includes standard plastic pads in contact with the floor. Optionally it can be fitted with felt-lined pads suitable for hard and delicate surfaces.

**Stackability:** This version is not stackable.

	Height	Seat height	Arm height	Width	Seat width	Depth	Seat depth	Weight (kg)
 UNNO010	80,5	46	—	55	47	51	43	4,6
 UNNO050	80,5	46	65,5	58	47	51	43	5,4
 UNNO085	80,5	46	65,5	58	47	51	43	5,4
 UNNO020	80,5	46	—	55	47	49	43	6,5
 UNNO080	80,5	46	65,5	58	47	51	43	7,5
 UNNO090	100	65	—	55	47	50	42	7,8
 UNNO095	110	75	—	55	47	50	42	8,3

	Height	Seat height	Arm height	Width	Seat width	Depth	Seat depth	Weight (kg)
 UNN0030	80,5	46	—	47	47	50	43	9,1
 UNN0060	80,5	46	65,5	56,5	47	50	43	10,6
 UNN0040	80,5	46	—	66	47	66	43	11
 UNN0070	80,5	46	65,5	66	47	66	43	12,5

## METALLIC BASES

## Standard



Black



White



Aluminum



Chrome

## Optional



Coffee brown



Stone



Light grey



Rose



Clay orange



Mustard



Water green




Marine green




Navi blue







Sky blue



Rust grey



Rust brown

	Height	Seat height	Arm height	Width	Seat width	Depth	Seat depth	Weight (kg)
	80,5	46	—	47	47	50	43	8,6
UNN0035								
	80,5	46	65,5	56,5	47	50	43	10,1
UNN0065								
	85,5 75,5	51 41	—	66	47	66	43	8,9
UNN0045								
	85,5 75,5	51 41	70,5 60,5	66	47	66	43	10,4
UNN0075								


## ALUMINIUM BASES




Black




White

Polished  
aluminum

	Height	Seat height	Arm height	Width	Seat width	Depth	Seat depth	Weight (kg)
	80,5	46	—	47	47	50	43	8,1
UNNO055MA								

## WOODEN BASES

## Oak veneered







## Lacquered



## BENCH

The benches are produced with 2 to 5 seats. Any one of the seats can be changed for an auxiliary table. The crossbars are made from steel, with a profile featuring a 70x35-mm oval section. The feet are in injection-moulded aluminium. The structure can be coated in thermoset polyester paint in the colours, black, white or RAL 9006 aluminium.

	Height	Seat height	Width	Seat width	Depth	Seat depth
	80	44	277	47	52	43
	80	44	220	47	52	43
	80	44	163	47	52	43
	80	44	106	47	52	43



## UPHOLSTERED SEATS AND BACKRESTS

Seat and backrest interior manufactured from polypropylene reinforced with glass fibre covered in CMHR high-resilience flexible polyurethane foam. The thickness is 15mm in the seat and 5mm in each backrest face. Foam density is 35 kg/m<sup>3</sup>.

**Upholstery:** Available in any fabric or leather from the INCLASS swatch card and also in fabric supplied or specified by the customer. Separate seats and backrests allow the chairs to be finished in one fabric only or in two-fabric combinations.

## UPHOLSTERED ARMS

They are manufactured with an inner steel tube structure covered in mouldinjected CMHR high-density, high-resilience polyurethane foam. They can be upholstered in any fabric and leather from the INCLASS swatch card and also in fabrics supplied or specified by the customer.



## FRAME VERSIONS

### 4 legs chair:

Ø16 x 2mm steel tube frame

**Finishes:** Available in thermoset polyester powder coating in any of the colours of the INCLASS swatch cards or in chrome.

**Glides:** Standard plastic glides for floor protection are included. Plastic glides with felt surface, recommended for hard and delicate surfaces, are available upon request.

**Stackability:** 10 chairs on floor and 20 on dolly.

### 4 legs armchair:

Ø16 x 2mm steel tube frame

**Finishes:** Available in thermoset polyester powder coating in any of the colours of the INCLASS swatch cards or in chrome.

**Glides:** Standard plastic glides for floor protection are included. Plastic glides with felt surface, recommended for hard and delicate surfaces, are available upon request.

**Stackability:** 6 armchairs on floor and 10 on dolly.

### Rod sled chair:

12mm solid steel rod frame.

**Finishes:** Available in thermoset polyester powder coating in any of the colours of the INCLASS swatch cards or in chrome.

**Glides:** Standard plastic glides for floor protection are included. Plastic glides with felt surface, recommended for hard and delicate surfaces, are available upon request.

**Stackability:** 10 chairs on floor and 20 on dolly.

### Rod sled base armchair:

The structure is manufactured with 12-mm and 14-mm solid steel rod. The armrest are made with polypropylene in BOO, WO1 or G42 color.

**Finishes:** Coated in heat-hardened polyester powder paint in any of the colours of the INCLASS metallic finishes chart or in chrome.

**Pads:** Includes standard plastic pads in contact with the floor. Optionally they can be fitted with pads with a felt surface, suitable for hard and delicate surfaces.

**Stackability:** 10 on the floor and 20 on a trolley.

### 4 spoke swivel base:

The spokes are made of 18mm steel rod.

**Finishes:** Available in thermoset polyester powder coating in any of the colours of the INCLASS swatch cards or in chrome.

**Glides:** Standard plastic adjustable glides for floor protection are included.

### 5 spoke swivel base with casters:

The spokes are made of 18mm steel rod.

**Finishes:** Available in thermoset polyester powder coating in any of the colours of the INCLASS swatch cards or in chrome.

The base has casters with double soft tread.

### 4 aluminium spokes swivel base:

Structure made from injection-moulded aluminium alloy.

**Finishes:** Available in a polished finish or coated in heat-hardened polyester paint in black or white.

### 5 aluminium spokes swivel base with casters and gas:

Structure made from injection-moulded aluminium alloy fitted with softtread castors.

**Finishes:** Available in a polished finish or coated in heat-hardened polyester paint in black or white.

### Wooden swivel base:

The base is made with an inner steel structure and oak wood spokes coated in a natural, walnut or wenge varnish.

Optionally they can be lacquered in black, white or in any optional colour from the INCLASS chart.

**Pads:** Includes pads with a felt surface, suitable for hard and delicate surfaces.







### Stool with rod foot:

The structure is made from 12mm solid steel rod. The stools are produced in two heights of 75cm and 65cm.







**Finishes:** With thermosetting polyester paint in any of the colours of the INCLASS metallic finishes chart or in chrome.

**Pads:** Includes standard plastic pads in contact with the floor. Optionally it can be fitted with felt-lined pads suitable for hard and delicate surfaces.

**Stackability:** This version is not stackable.

4 legs	Height	Seat height	Arm height	Width	Seat width	Depth	Seat depth	Weight (kg)	Fabric (m)
	80,5	46	—	55	47	51	43	5	1,2
UNNO610									
	80,5	46	65,5	58	47	51	43	5,8	1,2
UNNO650									
	80,5	46	65,5	58	47	51	43	6,5	1,8
UNNO310									
Rod sled base	Height	Seat height	Arm height	Width	Seat width	Depth	Seat depth	Weight (kg)	Fabric (m)
	80,5	46	—	55	47	49	43	6,9	1,2
UNNO620									
	80,5	46	65,5	58	47	51	43	7,9	1,2
UNNO680									
	80,5	46	65,5	58	47	51	43	8,4	1,8
UNNO320									



4 spoke swivel base	Height	Seat height	Arm height	Width	Seat width	Depth	Seat depth	Weight (kg)	Fabric (m)
	80,5	46	—	47	47	50	43	9,5	1,2
UNNO630									
	80,5	46	65,5	56,5	47	50	43	11	1,2
UNNO660									
	80,5	46	65,5	56,5	47	50	43	11	1,8
UNNO330									
5 spoke swivel base with casters	Height	Seat height	Arm height	Width	Seat width	Depth	Seat depth	Weight (kg)	Fabric (m)
	80,5	46	—	66	47	66	43	11,4	1,2
UNNO640									
	80,5	46	65,5	66	47	66	43	12,9	1,2
UNNO670									
	80,5	46	65,5	66	47	66	43	12,9	1,8
UNNO340									

Stools	Height	Seat height	Arm height	Width	Seat width	Depth	Seat depth	Weight (kg)	Fabric (m)
--------	--------	-------------	------------	-------	------------	-------	------------	-------------	------------



110

75

–

55

47

50

42

8,7

1,2

UNNO695



100

65

–

55

47

50

42

8,2

1,2

UNNO690

## METALLIC BASES

### Standard



Black



White



Aluminum



Chrome

### Optional

Coffee  
brown

Stone



Light grey



Rose

Clay  
orange


Mustard

Water  
greenMarine  
green


Navi blue



Sky blue



Rust grey



Rust brown

**4 aluminium  
spokes swivel  
base**

Height	Seat height	Arm height	Width	Seat width	Depth	Seat depth	Weight (kg)	Fabric (m)
--------	-------------	------------	-------	------------	-------	------------	-------------	------------



80,5	46	—	47	47	50	43	9	1,2
------	----	---	----	----	----	----	---	-----

UNNO635



80,5	46	65,5	56,5	47	50	43	10,5	1,2
------	----	------	------	----	----	----	------	-----

UNNO665



80,5	46	65,5	56,5	47	50	43	10,5	1,8
------	----	------	------	----	----	----	------	-----

UNNO335

**5 aluminium  
spokes swivel  
base and  
casters**

Height	Seat height	Arm height	Width	Seat width	Depth	Seat depth	Weight (kg)	Fabric (m)
--------	-------------	------------	-------	------------	-------	------------	-------------	------------



85,5 75,5	51 41	—	66	47	66	43	9,3	1,2
--------------	----------	---	----	----	----	----	-----	-----

UNNO645



85,5 75,5	51 41	70,5 60,5	66	47	66	43	10,8	1,2
--------------	----------	--------------	----	----	----	----	------	-----

UNNO675



85,5 75,5	51 41	70,5 60,5	66	47	66	43	10,8	1,8
--------------	----------	--------------	----	----	----	----	------	-----

UNNO345


## ALUMINIUM BASES



Black



White

Polished  
aluminumWooden  
swivel base

Height	Seat height	Arm height	Width	Seat width	Depth	Seat depth	Weight (kg)	Fabric (m)
--------	-------------	------------	-------	------------	-------	------------	-------------	------------



80,5	46	—	47	47	50	43	8,5	1,2
------	----	---	----	----	----	----	-----	-----

UNNO655MA



80,5	46	65,5	58	47	51	43	10	1,8
------	----	------	----	----	----	----	----	-----


UNNO355MA

## WOODEN BASES


## Oak veneered




Natural oak



Walnut oak



Wenge oak



Black stain

## Lacquered

Coffee  
brown

Stone



Light grey



Rose

Clay  
orange

Mustard

Water  
greenMarine  
green

Navi blue



Sky blue



White



Black

BENCH

The benches are produced with 2 to 5 seats. Any one of the seats can be changed for an auxiliary table. The crossbars are made from steel, with a profile featuring a 70x35-mm oval section. The feet are in injection-moulded aluminium. The structure can be coated in thermoset polyester paint in the colours, black, white or RAL 9006 aluminium.

	Height	Seat height	Width	Seat width	Depth	Seat depth
<div><div><div></div><div></div><div></div><div></div><div></div></div><div><div></div><div></div><div></div><div></div><div></div></div></div>	80	44	277	47	52	43
<div><div><div></div><div></div><div></div><div></div></div><div><div></div><div></div><div></div><div></div></div></div>	80	44	220	47	52	43
<div><div><div></div><div></div><div></div></div><div><div></div><div></div><div></div></div></div>	80	44	163	47	52	43
<div><div><div></div><div></div></div><div><div></div><div></div></div></div>	80	44	106	47	52	43




## ACCESSORIES

**Writing tablet:**

It is foldable and can be dismantled. The cast aluminum joint has a polished finish. The writing board is made of 10mm hpl board in black colour. It is available for right and left-hand users.

The writing tablet is available for:

- 4 legs chair.
- Rod sled chair.

**Linking clips for sled base chairs:**

Are made of polypropylene.

**Felt glides.****Transport dolly****Reinforced rod sled base.**

## CERTIFICATION &amp; STANDARDS

- European standard UNE EN 16139 -2
- AIDIMA Quality Control Label



- The quality management system of INCLASS is certified in accordance with ISO 9001:2015 in all the design, manufacturing and sales procedures of its products.

- INCLASS production processes are certified according to environmental ISO 14001:2015 quality standards and are carried out through the reduction of waste and energy consumption in order to minimise any impact on the environment.

## WARRANTY

CRESTLINE / INCLASS MOBLES S.L. guarantees the products of the collection UNNIA against any manufacturing and materials defect up to a period of 5 years from the date of the invoice. All damages caused by misuse, accident as well as those having their cause on the lack of proper maintenance are excluded from this warranty. Natural attrition of fabric and upholstery foam is also excluded from this warranty. The customer must prove the date of purchase of the article with the invoice.

INCLASS replace or repair nonconforming products or components taking over the costs without any other liability.