



Designed by Jorge Pensi, the ALTEA collection, originates from the combination of comfortable seats available in different heights with diverse bases and frames. The wide choice of versions along with the essential and appealing design of the seats, allow a broad range of use in all kinds of spaces. The formal identity of this collection stands out for its smooth embracing curves, sheer elegance and timeless spirit.

DESIGNER: Jorge Pensi

Jorge Pensi Design Studio was set up in 1984. Since then the studio has consolidated its position as a global point of reference for contemporary design. Its minimalist and expressive designs have received numerous prizes and awards. Some of its first products, such as the Toledo chair or the Regina lamp, have since become Spanish design icons renowned worldwide. In 1997, Jorge Pensi was awarded the National Design Prize by the Ministry of Industry and Energy and the BCD Foundation for outstanding professional achievement. If there is one thing which defines Jorge Pensi Design Studio's products, it is their timelessness. They constantly seek a balance between poetry and realism, material and space, abstraction and emotion. The aim is to create as many sensations as possible with as few resources as possible, challenging the usual logic in order to establish whether or not it is possible to create something new.

BODY

The body is made with an inner steel frame covered with high density and resilience CMHR mould-injected polyurethane foam. It is available in three heights.

Upholstery: Available in any of the leathers or fabrics of the INCLASS swatch cards and also with fabrics supplied or specified by the customer.



BASES

Four legged oak base:

The base is made with an inner steel structure 16x2 mm covered with oak wood.

Finishes: The oak can be varnished in natural colour or lacquered in white or black.

The base carries plastic leveling in contact with the ground.

Rod sled base:

The frame is made with 12mm solid steel rod. It is finished with thermoset polyester paint in any of the colours of the INCLASS swatch cards or in chrome.

Finishes: Available in thermoset polyester powder coating in any of the colours of the INCLASS swatch cards or in chrome.

Glides: Standard plastic glides for floor protection are included. Plastic glides with felt surface, recommended for hard and delicate surfaces, are available upon request.

Four legged base:

The frame is made with 18mm steel tube. It is finished with thermoset polyester paint in any of the colours of the INCLASS swatch cards or in chrome.

Finishes: Available in thermoset polyester powder coating in any of the colours of the INCLASS swatch cards or in chrome.

Glides: Standard plastic glides for floor protection are included. Plastic glides with felt surface, recommended for hard and delicate surfaces, are available upon request.

Sled base:

The frame is made with 22mm steel tube.

Finishes: Available in thermoset polyester powder coating in any of the colours of the INCLASS swatch cards or in chrome.

Glides: Standard plastic glides for floor protection are included.

Four star trestle swivel base:

The base is made with 18mm solid rod.


Finishes: Available in thermoset polyester powder coating in any of the colours of the INCLASS swatch cards or in chrome.

Glides: The spokes have adjustable glides.


Chair with five star swivel base on casters:

The base is made with die-cast aluminum and comes with polished finish. It is equipped with a swivel pneumatic column to adjust the seat height and can also be equipped with a multi-lock tilt mechanism with tension adjustment.

The base has twin casters with double soft thread.

	Height	Seat height	Arm height	Width	Seat width	Depth	Seat depth	Weight (kg)	Fabric (m)
	82	46	67,5	62	47	62	44,5	12	1,8
ALTOO3OMA									

WOODEN BASES



Natural oak



Black



White

	Height	Seat height	Arm height	Width	Seat width	Depth	Seat depth	Weight (kg)	Fabric (m)
 ALTOO10	82	46	67,5	64	47	59	44,5	12	1,8
 ALTOO40	82	46	67,5	64	47	62	44,5	10	1,8
 ALTOO80	80	44	65,5	62	47	61	44,5	12,5	1,8
 ALTOO50	82	46	67,5	61	47	55	44,5	15	1,8
 ALTOO55	114,5	47	68,5	68	47	61,5	44,5	16	2,1

METALLIC BASES



Black



White



Aluminum



Chrome

Optional



Coffee brown



Stone



Light grey



Rose



Clay orange



Mustard



Water green




Marine green




Navi blue






Sky blue



Rust grey



Rust brown

	Height	Seat height	Arm height	Width	Seat width	Depth	Seat depth	Weight (kg)	Fabric (m)
 ALTO060GG ALTO070BA	89,5 78,5	52 42	73,5 62,5	70	47	70	44,5	18,5	1,8
 ALTO065GG ALTO075BA	117 110	52,5 42,5	74 64	70	47	70	44,5	19,5	2,1
 ALTO165GG ALTO175BA	132,5 125,5	52,5 42,5	74 64	70	47	70	44,5	21	2,6

CERTIFICATIONS & STANDARDS

- European standard UNE EN 15373:07
- European standard UNE EN 13761:03
- European standard UNE EN 1728:13
- AIDIMA Quality Control Label



- The quality management system of INCLASS is certified in accordance with ISO 9001:2008 in all the design, manufacturing and sales procedures of its products.
- INCLASS production processes are certified according to environmental ISO 14001:2004 quality standards and are carried out through the reduction of waste and energy consumption in order to minimise any impact on the environment.

WARRANTY

CRESTLINE / INCLASS MOBLES S.L. guarantees the products of the collection ALTEA against any manufacturing and materials defect up to a period of 5 years from the date of the invoice. All damages caused by misuse, accident as well as those having their cause on the lack of proper maintenance are excluded from this warranty. Natural attrition of fabric and upholstery foam is also excluded from this warranty. The customer must prove the date of purchase of the article with the invoice.

INCLASS replace or repair nonconforming products or components taking over the costs without any other liability.